

How to Complete the Cancellation Form

Data Submission



Contents



Purpose



Download



Submission
details



How to
complete



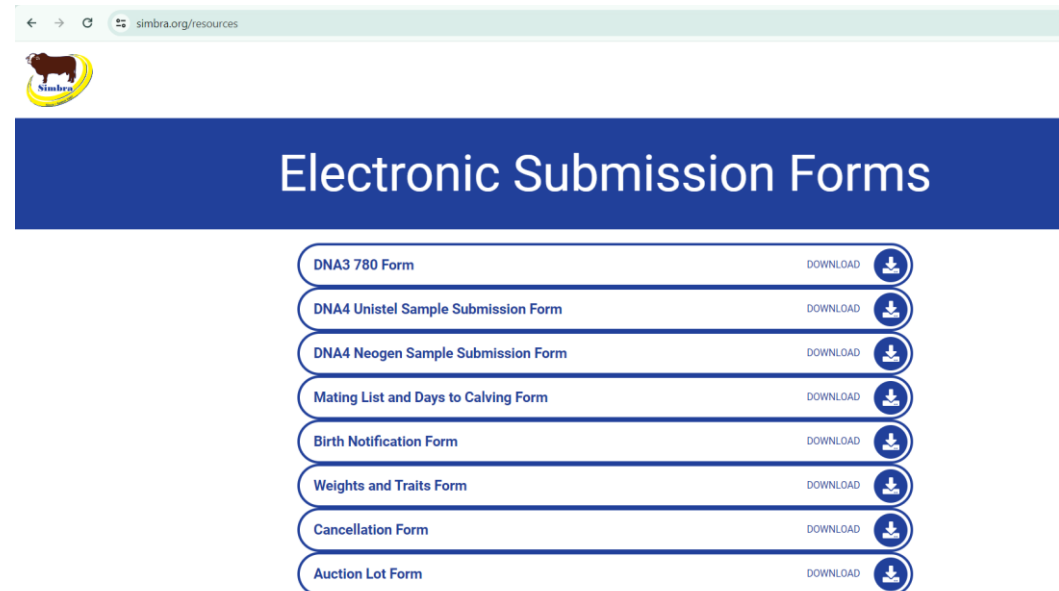
Examples

Purpose

- To inform the office of animals cancelled in your herd
- To inform the office of which animals are moved to your commercial herd
- To indicate **which** animals you would want changed from active to inactive in your herd
- To indicate **why** an animal has been made inactive in your herd
- For accurate herd recording

Download

- Simbra website > Resources > Electronic Submission Forms > Cancellation Form



The screenshot shows a web browser window with the address bar displaying 'simbra.org/resources'. The Simbra logo is visible in the top left corner. The main heading is 'Electronic Submission Forms'. Below this, there is a list of forms, each with a 'DOWNLOAD' link and a download icon.

Form Name	Action
DNA3 780 Form	DOWNLOAD
DNA4 Unistel Sample Submission Form	DOWNLOAD
DNA4 Neogen Sample Submission Form	DOWNLOAD
Mating List and Days to Calving Form	DOWNLOAD
Birth Notification Form	DOWNLOAD
Weights and Traits Form	DOWNLOAD
Cancellation Form	DOWNLOAD
Auction Lot Form	DOWNLOAD

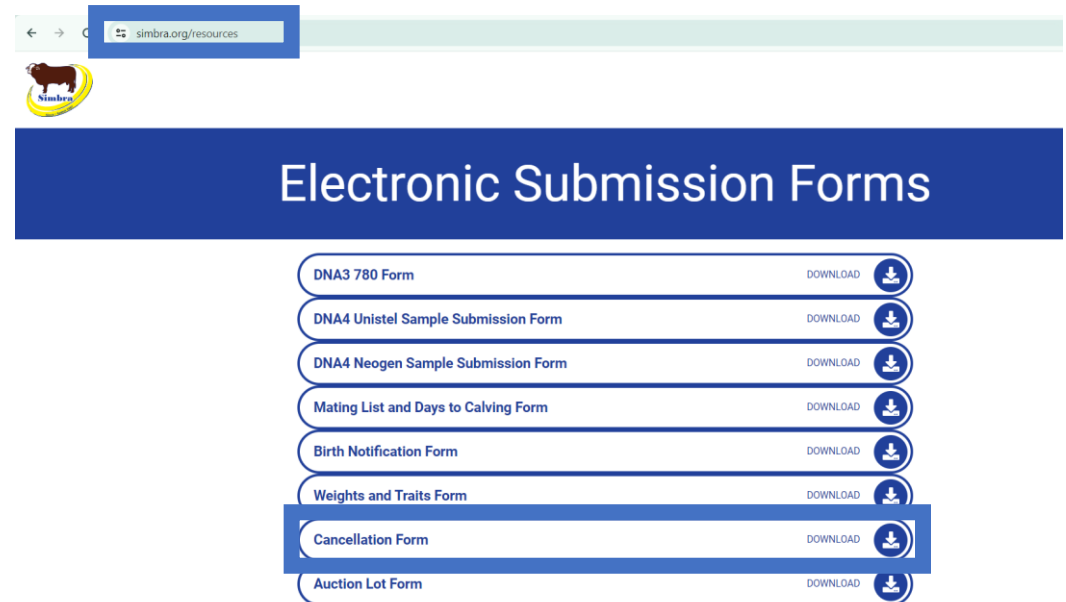


Purpose

- To inform the office of animals cancelled in your herd
- To inform the office of which animals are moved to your commercial herd
- To indicate **which** animals you would want changed from active to inactive in your herd
- To indicate **why** an animal has been made inactive in your herd
- For accurate herd recording

Download

- Simbra website > Resources > Electronic Submission Forms > Cancellation Form



The screenshot shows a web browser at the URL simbra.org/resources. Below the browser is the Simbra logo. A dark blue banner reads "Electronic Submission Forms". Below this banner is a list of forms, each with a "DOWNLOAD" link and a download icon. The "Cancellation Form" is highlighted with a blue border.

Form Name	Action
DNA3 780 Form	DOWNLOAD
DNA4 Unistel Sample Submission Form	DOWNLOAD
DNA4 Neogen Sample Submission Form	DOWNLOAD
Mating List and Days to Calving Form	DOWNLOAD
Birth Notification Form	DOWNLOAD
Weights and Traits Form	DOWNLOAD
Cancellation Form	DOWNLOAD
Auction Lot Form	DOWNLOAD



Submission details

When to submit

- Whenever you want to make an animal inactive in your herd
 - Remember: chargeable reinstatements
- Levy list chargeable for active animals as of 31 December annually.

How to submit

- Email to office@simbra.org

	A	B	C	D	E
1	#Herd		Animal Ident	Disposal	Disposal Date
2	#Ident			Code	
3					
4					
5					

Herd Ident

- Society membership number

Column B

- Please leave this column blank
- Please do not remove this column

Animal Ident

- Animal ID for the animal being cancelled
- No suffixes (A/B/C) in the animal ID for animals born from 1 January 2024

	A	B	C	D	E
1	#Herd		Animal Ident	Disposal	Disposal Date
2	#Ident			Code	
3					
4					
5					

Disposal Code

- Use the correct **society disposal code**:
 - 1 – dead
 - 2 – fertility
 - 3 – eye pigment
 - 4 – appearance
 - 5 – cancel/slaughtered/sold
 - 6 – performance (E.g., still have on your farm but did not grow well)
 - 7 – commercial herd
 - 8 – stolen

	A	B	C	D	E
1	#Herd		Animal Ident	Disposal	Disposal Date
2	#Ident			Code	
3					
4					
5					


Disposal Date

- The date the animal was disposed
- Format in **ddmmyyyy**

	A	B	C	D	E
1	#Herd		Animal Ident	Disposal	Disposal Date
2	#Ident			Code	
3	123456		ABV1615C	1	24012023

Example 1 – Bessie

- Cancelled because she died on 24 January 2023



	A	B	C	D	E
1	#Herd		Animal Ident	Disposal Code	Disposal Date
2	#Ident				
3	123456		ABV1914B	7	04122023

Example 2 – Tank

- Cancelled because he was moved to the commercial herd on 4 December 2023

